

Scaled data based on original data using
LM-79-08 Approved Method: Electrical and Photometric Measurements of Solid-
State Lighting Products

Test Report Prepared for
Cooper Lighting Solutions
(formerly Eaton)

Brand: McGRAW-EDISON

Report Number: P271401

Luminaire Tested: **ISC-AF-1000-LED-E1-RW-7027**

Issue Date: 3/3/2020

Test Information

Test Method: LM-79-08
Report Number: P271401
TEST IS SCALED FROM IESNA LM-79-08 TEST DATA (P29765)
Test Lab: INNOVATION CENTER-P2
Issue Date: 3/3/2020
Manufacturer: COOPER LIGHTING SOLUTIONS (FORMERLY EATON)
Product Line: MCGRAW-EDISON
Catalog Number: ISC-AF-1000-LED-E1-RW-7027
Description: IMPACT ELITE LED CYLINDER LUMINAIRE
LIGHT SQUARE WITH ACCULED OPTICS-RECTANGULAR WIDE TYPE I
Light Source: (16) 2700K CCT, 70 CRI LEDs
Ballast/Driver: ELECTRONIC DRIVER

Summary

Lumens per Lamp: N/A
Luminaire Lumens: 5011.4 lumens
Efficiency: N/A
Efficacy: 91.8 lumens/watt
Luminous Opening: Rectangular (W 0.5' x L: 0.5' x H: 0')
IES Classification: Type II - Medium - Full Cutoff
BUG Rating: B2 - U0 - G2

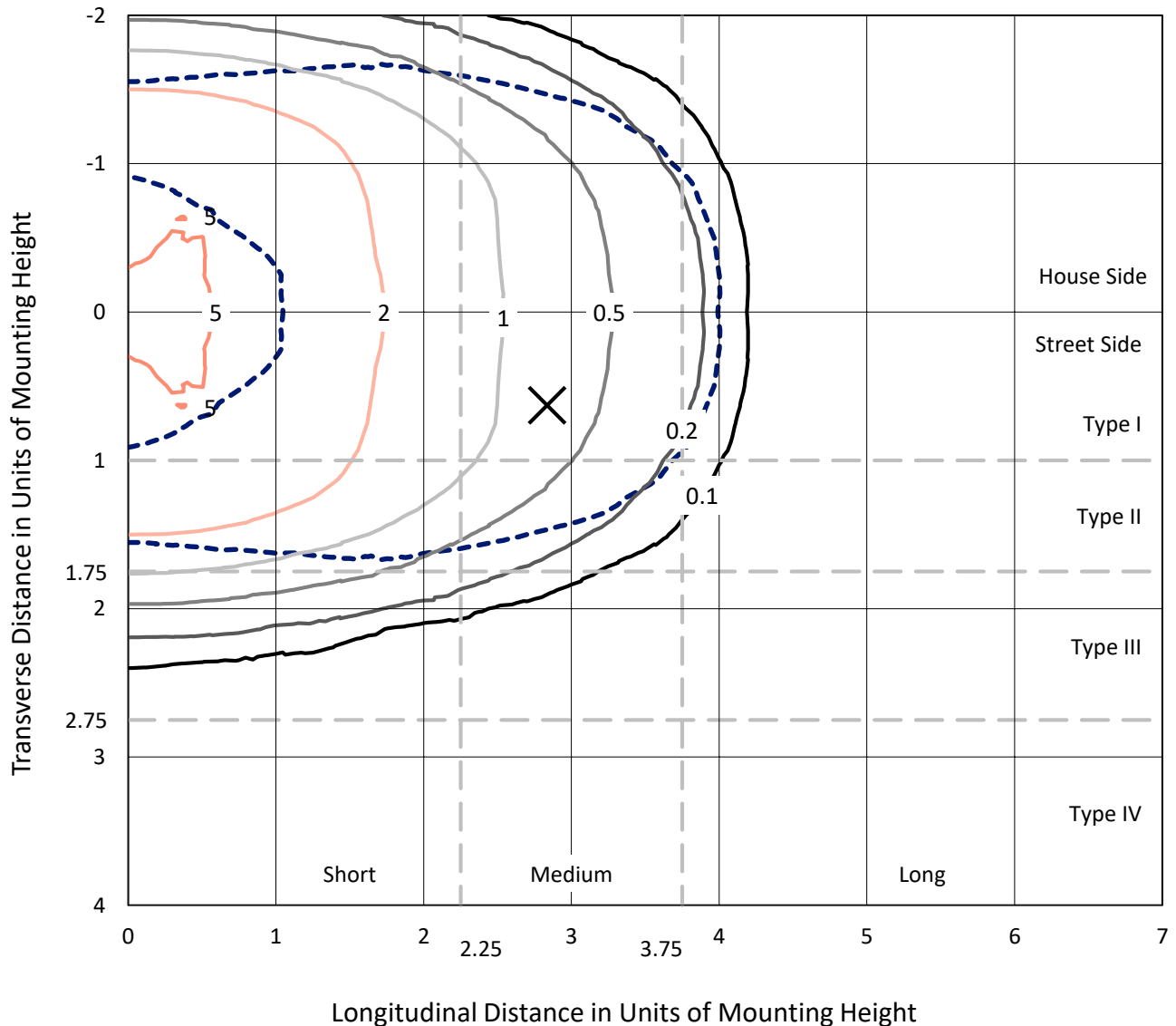
Input Watts (W): 54.6
Input Voltage (V): 120
Input Current (Ain): NR
Voltage Rise (V): NR
Power Factor: NR
Total Harmonic Distortion (THDi): NR
Frequency (hertz): 60
Stabilization Time: NR
Operation Time: NR
Ambient Temperature (°C): NR
Test Distance: 25 FT



REPORT NUMBER: P271401
 CATALOG NUMBER: ISC-AF-1000-LED-E1-RW-7027

Iso-Footcandle Lines of Horizontal Illumination

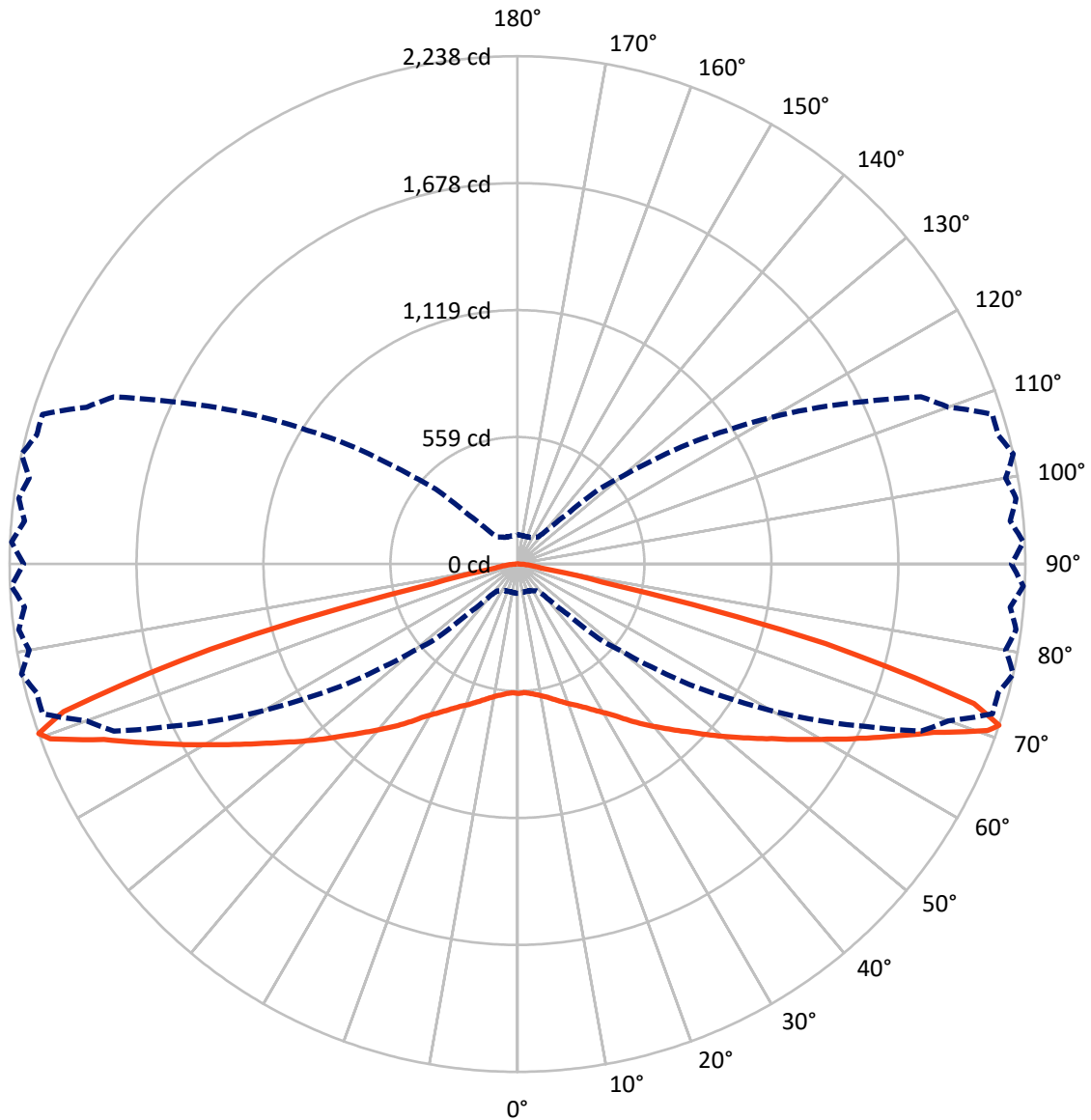
× Max cd
 - - - 1/2 Max cd



Based on 10 foot mounting height. Maximum calculated value = 5.9 fc
 Type II - Medium - Full Cutoff

REPORT NUMBER: P271401
CATALOG NUMBER: ISC-AF-1000-LED-E1-RW-7027

Luminous Intensity Polar Plot



— Vertical Plane Through 77.5-Deg Lateral - - - Horizontal Cone Through 71-Deg Vertical

REPORT NUMBER: P271401

CATALOG NUMBER: ISC-AF-1000-LED-E1-RW-7027

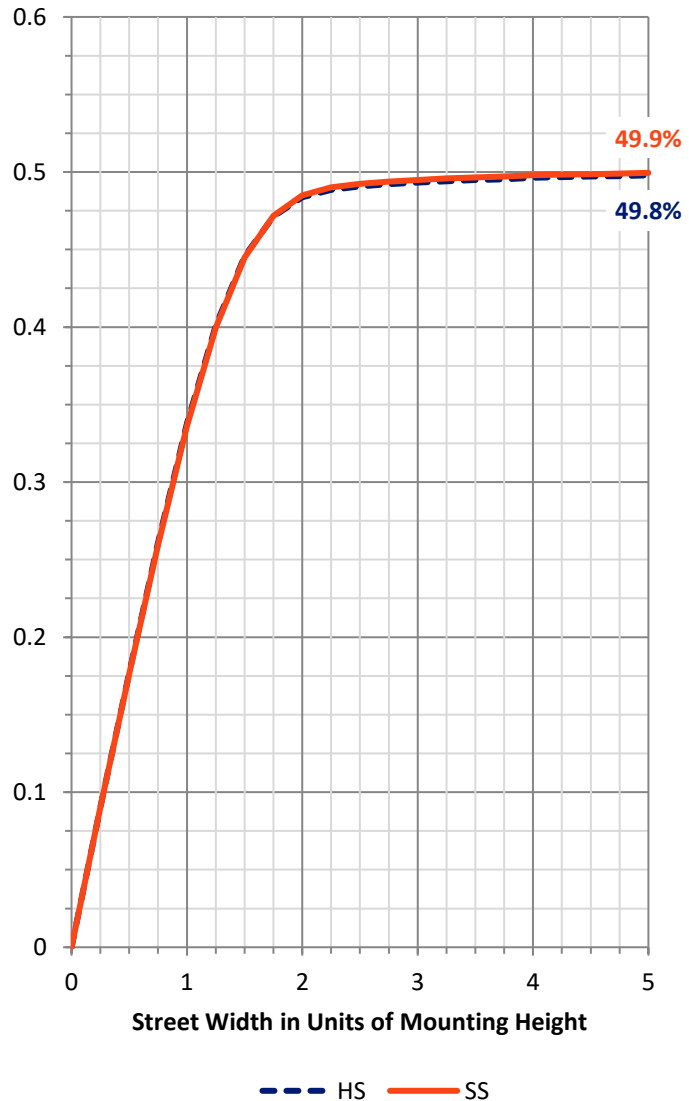
FLUX DISTRIBUTION:

		Downward	Upward	Total
House Side	Lumens	2505.7	0.0	2505.7
	% Fixture	50.0	0.0	50.0
Street Side	Lumens	2505.7	0.0	2505.7
	% Fixture	50.0	0.0	50.0
Total	Lumens	5011.4	0.0	5011.4
	% Fixture	100.0	0.0	100.0

ZONAL LUMENS:

Zone	Lumens	% Fixture
0°-10°	55.1	1.1
10°-20°	172.3	3.4
20°-30°	322.4	6.4
30°-40°	561.1	11.2
40°-50°	915.5	18.3
50°-60°	1263.4	25.2
60°-70°	1198.5	23.9
70°-80°	493.3	9.8
80°-90°	29.8	0.6
90°-100°	0.0	0.0
100°-110°	0.0	0.0
110°-120°	0.0	0.0
120°-130°	0.0	0.0
130°-140°	0.0	0.0
140°-150°	0.0	0.0
150°-160°	0.0	0.0
160°-170°	0.0	0.0
170°-180°	0.0	0.0
0°-90°	5011.4	100.0
0°-180°	5011.4	100.0

Coefficient of Utilization



REPORT NUMBER: P271401

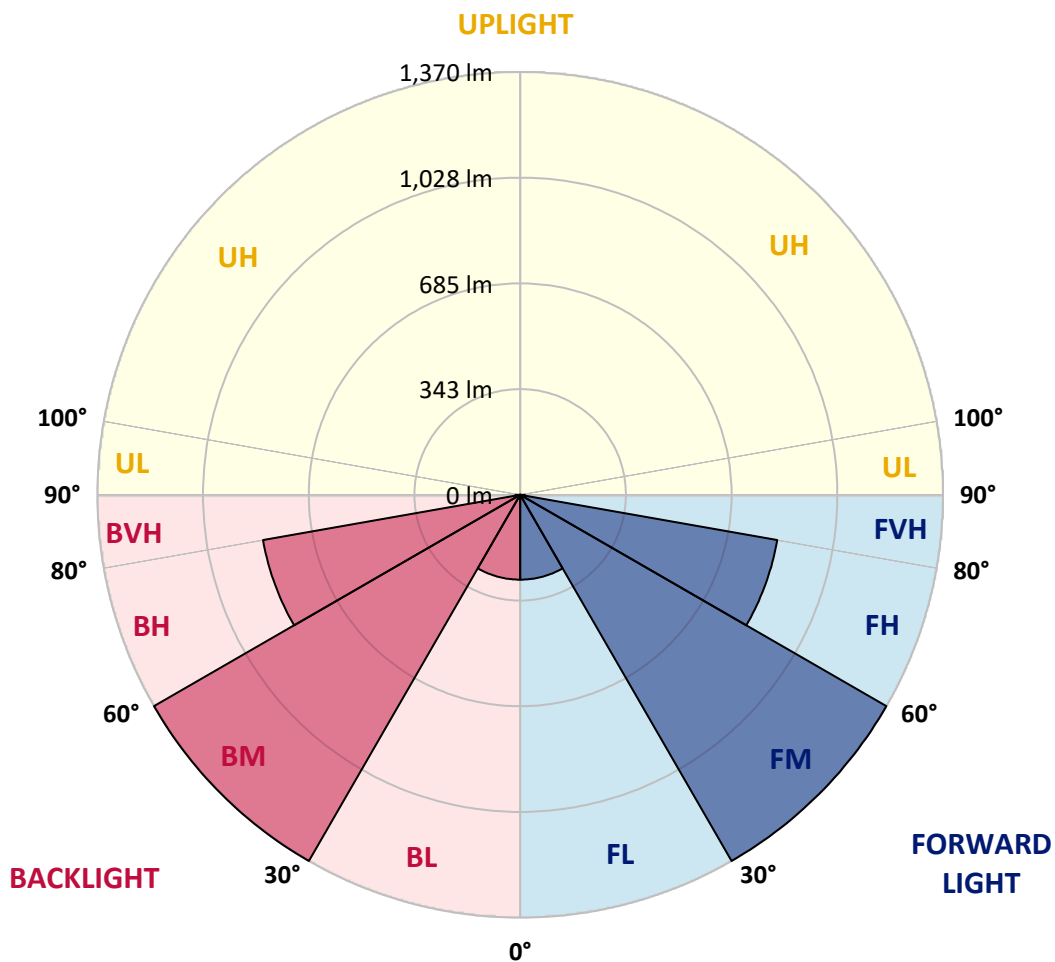
CATALOG NUMBER: ISC-AF-1000-LED-E1-RW-7027

LUMINAIRE CLASSIFICATION SYSTEM LUMEN TABLE AND BUG RATING:

Zone	Lumens	% Fixture	Zone Rating/Lumen Limit		
			B	U	G
FL (0°-30°)	274.9	5.5			
FM (30°-60°)	1370.0	27.3			
FH (60°-80°)	845.9	16.9			G1/1800
FVH (80°-90°)	14.9	0.3			G1/100
BL (0°-30°)	274.9	5.5	B1/500		
BM (30°-60°)	1370.0	27.3	B2/2500		
BH (60°-80°)	845.9	16.9	B2/1000		G2/1000
BVH (80°-90°)	14.9	0.3			G1/100
UL (90°-100°)	0.0	0.0		U0/0	
UH (100°-180°)	0.0	0.0		U0/0	

BUG Rating: B2-U0-G2

Type II Medium





REPORT NUMBER: P271401

CATALOG NUMBER: ISC-AF-1000-LED-E1-RW-7027

CANDELA DISTRIBUTION (FULL):

	0°	5°	15°	25°	35°	37.5°	40°	42.5°	45°	47.5°	50°
0°	570.6	570.6	570.6	570.6	570.6	570.6	570.6	570.6	570.6	570.6	570.6
2.5°	569.0	567.3	569.0	569.0	570.6	570.6	570.6	570.6	569.0	572.3	572.3
5°	569.0	569.0	570.6	570.6	573.9	577.3	572.3	573.9	575.6	573.9	577.3
7.5°	569.0	569.0	569.0	572.3	577.3	580.6	577.3	579.0	582.2	582.2	585.5
10°	564.0	562.4	565.7	572.3	580.6	585.5	583.9	590.5	588.9	590.5	593.9
12.5°	555.7	555.7	562.4	572.3	587.2	590.5	592.3	595.6	600.4	598.8	603.8
15°	557.4	559.0	565.7	579.0	597.2	600.4	602.1	602.1	610.5	607.2	617.0
17.5°	569.0	570.6	577.3	590.5	612.1	612.1	613.8	617.0	628.7	622.1	635.3
20°	587.2	588.9	595.6	610.5	630.4	628.7	632.0	635.3	650.2	643.6	656.9
22.5°	608.8	612.1	620.4	637.0	658.5	648.6	655.2	661.9	676.9	665.1	683.4
25°	638.7	643.6	651.9	670.1	693.4	681.7	688.4	693.4	710.0	693.4	711.6
27.5°	681.7	685.0	691.8	711.6	731.6	723.2	726.5	730.0	749.7	731.6	751.4
30°	733.2	738.1	744.9	763.1	783.0	769.7	776.3	779.7	796.3	778.0	794.6
32.5°	798.0	802.8	811.2	827.8	844.4	824.5	826.1	831.1	847.7	829.5	847.7
35°	874.2	877.6	889.1	909.1	920.7	889.1	890.8	890.8	912.4	887.4	907.4
37.5°	953.8	957.1	970.3	990.3	1003.6	968.7	968.7	970.3	990.3	962.2	980.4
40°	1036.7	1046.7	1061.7	1081.6	1091.5	1051.6	1055.0	1053.4	1076.6	1043.4	1061.7
42.5°	1119.6	1128.0	1149.7	1172.7	1184.4	1144.6	1146.2	1141.3	1164.6	1129.7	1144.6
45°	1191.1	1197.7	1224.2	1257.4	1275.6	1234.2	1234.2	1234.2	1257.4	1214.3	1232.6
47.5°	1249.1	1254.0	1282.3	1330.4	1360.2	1318.8	1322.0	1315.5	1350.3	1297.2	1322.0
50°	1290.5	1292.2	1328.8	1383.5	1435.0	1396.8	1401.7	1404.9	1438.3	1391.7	1413.3
52.5°	1303.9	1307.1	1348.6	1415.0	1489.6	1464.8	1483.0	1489.6	1519.6	1469.8	1499.6
55°	1257.4	1265.7	1328.8	1426.6	1527.7	1519.6	1541.0	1554.3	1592.4	1551.0	1582.5
57.5°	1101.5	1111.5	1199.3	1360.2	1536.1	1549.4	1579.2	1600.8	1655.6	1630.6	1665.5
60°	879.2	887.4	977.1	1171.1	1431.6	1512.8	1580.8	1642.2	1698.7	1703.6	1748.4
62.5°	603.8	615.4	701.7	887.4	1204.3	1312.2	1410.0	1511.2	1605.8	1720.3	1778.3
65°	295.3	301.9	375.0	554.1	884.1	1021.8	1136.3	1279.0	1367.0	1531.1	1625.7
67.5°	162.5	162.5	174.2	230.5	472.8	608.8	731.6	910.7	1000.4	1202.7	1323.7
70°	136.0	136.0	132.7	141.0	179.1	212.3	275.4	378.3	502.6	706.7	816.1
71°	129.4	127.6	126.1	129.4	144.3	150.9	177.4	232.2	315.1	487.7	595.6
72.5°	121.1	117.8	112.7	114.4	122.8	122.8	127.6	136.0	167.5	228.9	307.0
75°	104.6	101.1	96.2	96.2	97.8	99.5	101.1	104.6	106.2	109.4	122.8
77.5°	86.2	82.9	78.0	78.0	76.3	78.0	81.3	82.9	79.6	86.2	87.9
80°	66.4	61.4	59.6	59.6	58.1	56.4	56.4	56.4	58.1	61.4	63.0
82.5°	41.5	38.2	39.9	38.2	36.5	36.5	36.5	36.5	38.2	38.2	41.5
85°	19.9	19.9	21.6	19.9	16.6	16.6	14.9	13.3	14.9	13.3	16.6
87.5°	0.0	0.0	0.0	0.0	0.0	0.0	0.0	0.0	0.0	0.0	1.7
90°	0.0	0.0	0.0	0.0	0.0	0.0	0.0	0.0	0.0	0.0	0.0



REPORT NUMBER: P271401

CATALOG NUMBER: ISC-AF-1000-LED-E1-RW-7027

CANDELA DISTRIBUTION (continued):

	52.5°	55°	57.5°	60°	62.5°	65°	67.5°	70°	72.5°	75°	77.5°
0°	570.6	570.6	570.6	570.6	570.6	570.6	570.6	570.6	570.6	570.6	570.6
2.5°	567.3	570.6	569.0	570.6	567.3	570.6	565.7	570.6	569.0	570.6	567.3
5°	572.3	577.3	572.3	579.0	572.3	579.0	572.3	579.0	573.9	579.0	572.3
7.5°	577.3	587.2	580.6	588.9	580.6	590.5	580.6	590.5	583.9	592.3	580.6
10°	587.2	598.8	588.9	598.8	588.9	600.4	588.9	602.1	592.3	605.5	590.5
12.5°	595.6	608.8	598.8	612.1	597.2	615.4	600.4	620.4	603.8	623.7	603.8
15°	607.2	623.7	613.8	628.7	613.8	633.7	615.4	638.7	620.4	642.0	620.4
17.5°	623.7	642.0	628.7	647.0	630.4	651.9	632.0	656.9	638.7	660.3	638.7
20°	647.0	661.9	648.6	668.5	650.2	670.1	653.6	673.5	658.5	678.5	658.5
22.5°	673.5	686.8	676.9	688.4	671.8	688.4	671.8	688.4	676.9	693.4	676.9
25°	703.4	713.3	701.7	713.3	698.3	711.6	696.7	710.0	698.3	713.3	701.7
27.5°	743.2	748.2	734.8	744.9	726.5	739.8	723.2	736.5	724.9	738.1	730.0
30°	786.3	791.2	778.0	784.6	764.7	773.0	754.8	766.3	756.5	766.3	761.4
32.5°	834.3	841.0	826.1	829.5	812.9	814.5	799.5	804.5	796.3	799.5	798.0
35°	889.1	897.5	880.9	885.8	867.5	867.5	854.3	852.6	849.3	846.0	846.0
37.5°	958.9	962.2	948.9	948.9	927.3	927.3	910.7	910.7	904.1	897.5	894.2
40°	1035.0	1036.7	1015.3	1013.6	992.0	992.0	973.8	968.7	957.1	948.9	943.8
42.5°	1116.4	1114.8	1083.3	1086.5	1055.0	1056.7	1033.5	1028.5	1016.9	1006.9	997.0
45°	1199.3	1192.7	1161.1	1159.5	1123.0	1124.7	1096.5	1093.1	1076.6	1066.6	1055.0
47.5°	1283.9	1280.6	1245.8	1237.4	1199.3	1197.7	1161.1	1161.1	1144.6	1134.6	1123.0
50°	1371.8	1370.3	1330.4	1325.4	1285.7	1279.0	1235.9	1235.9	1215.9	1212.6	1196.0
52.5°	1468.1	1461.5	1418.3	1416.6	1378.4	1373.5	1327.1	1323.7	1293.9	1292.2	1274.0
55°	1562.6	1551.0	1522.8	1509.5	1471.4	1469.8	1428.2	1420.0	1381.9	1381.9	1358.6
57.5°	1648.9	1639.0	1615.7	1604.1	1567.6	1562.6	1517.9	1517.9	1484.7	1483.0	1458.1
60°	1738.5	1741.7	1716.9	1711.9	1677.0	1675.4	1630.6	1630.6	1597.5	1595.7	1567.6
62.5°	1814.8	1847.9	1838.0	1841.3	1811.4	1806.5	1761.7	1758.3	1720.3	1715.2	1692.0
65°	1740.2	1856.3	1930.9	1980.7	1977.3	1975.7	1932.5	1926.0	1877.7	1864.5	1826.3
67.5°	1461.5	1612.4	1748.4	1897.7	2007.3	2090.2	2115.0	2105.1	2063.6	2025.5	1979.0
70°	978.7	1152.9	1325.4	1511.2	1698.7	1881.1	2068.5	2149.8	2236.2	2206.2	2198.0
71°	744.9	924.0	1096.5	1292.2	1491.3	1693.7	1924.3	2020.5	2194.6	2193.0	2237.8
72.5°	419.7	579.0	763.1	933.9	1121.4	1330.4	1567.6	1673.8	1924.3	1974.0	2103.4
75°	134.4	184.2	243.9	384.8	501.0	691.8	867.5	973.8	1139.6	1222.5	1403.4
77.5°	89.7	99.5	102.9	119.5	134.4	190.8	258.8	316.8	348.4	364.9	383.1
80°	64.7	69.7	73.0	81.3	82.9	92.9	92.9	102.9	101.1	107.9	102.9
82.5°	41.5	46.4	48.1	51.5	53.1	59.6	63.0	69.7	69.7	73.0	71.3
85°	19.9	23.3	23.3	26.5	26.5	31.5	31.5	36.5	36.5	41.5	39.9
87.5°	1.7	1.7	1.7	3.3	3.3	3.3	5.0	6.6	6.6	6.6	6.6
90°	0.0	0.0	0.0	0.0	0.0	0.0	0.0	0.0	0.0	0.0	0.0



REPORT NUMBER: P271401

CATALOG NUMBER: ISC-AF-1000-LED-E1-RW-7027

CANDELA DISTRIBUTION (continued):

	80°	82.5°	85°	87.5°	90°
0°	570.6	570.6	570.6	570.6	570.6
2.5°	572.3	570.6	572.3	569.0	572.3
5°	580.6	573.9	582.2	573.9	582.2
7.5°	593.9	585.5	595.6	582.2	593.9
10°	605.5	593.9	607.2	593.9	605.5
12.5°	625.4	607.2	628.7	607.2	628.7
15°	645.3	623.7	650.2	627.1	648.6
17.5°	663.6	643.6	668.5	645.3	666.8
20°	680.2	661.9	683.4	660.3	683.4
22.5°	696.7	685.0	701.7	685.0	701.7
25°	718.3	710.0	721.6	710.0	721.6
27.5°	743.2	739.8	746.5	738.1	748.2
30°	771.4	773.0	774.7	773.0	776.3
32.5°	806.2	814.5	811.2	811.2	811.2
35°	854.3	869.2	859.3	862.6	860.9
37.5°	899.1	920.7	907.4	912.4	909.1
40°	948.9	963.8	960.5	960.5	957.1
42.5°	1003.6	1021.8	1016.9	1018.5	1015.3
45°	1063.3	1079.9	1073.3	1071.6	1073.3
47.5°	1131.3	1149.7	1141.3	1139.6	1141.3
50°	1202.7	1224.2	1217.7	1214.3	1217.7
52.5°	1280.6	1307.1	1303.9	1300.6	1305.5
55°	1371.8	1396.8	1393.5	1396.8	1398.4
57.5°	1463.1	1491.3	1484.7	1492.9	1496.3
60°	1577.5	1594.1	1595.7	1597.5	1599.2
62.5°	1693.7	1700.3	1705.3	1710.2	1711.9
65°	1828.1	1829.7	1833.0	1828.1	1833.0
67.5°	1957.5	1945.8	1944.1	1949.1	1952.5
70°	2158.2	2158.2	2141.6	2164.7	2145.0
71°	2184.7	2216.2	2179.6	2231.1	2176.4
72.5°	2055.3	2113.4	2071.9	2118.3	2063.6
75°	1429.9	1564.3	1562.6	1629.0	1575.9
77.5°	396.4	371.6	396.4	341.7	326.8
80°	107.9	97.8	106.2	89.7	101.1
82.5°	71.3	61.4	59.6	48.1	51.5
85°	41.5	31.5	31.5	25.0	26.5
87.5°	6.6	1.7	6.6	3.3	5.0
90°	0.0	0.0	0.0	0.0	0.0

(END OF REPORT)